Regex Rules, Localization Impact (EN - ES)

As translators and reviewers, we're always looking for ways to make our work smoother, faster, and more precise. The good news is, there are tools that can help, and Regex in Trados is one of them.

Here are four Regex rules we created to bring more linguistic precision into our Trados workflow:

1. **Detecting English Quotation Marks:**

This regex flags the presence of **English quotation marks (“ ”)** or **guillemets (« »)** to help ensure consistency in Spanish translations, depending on the regional and stylistic conventions of the target text.

Trados QA does not detect quotation mark styles, so this rule functions as a custom quality check to prompt linguists to review and confirm which punctuation system should be used:

How it works:

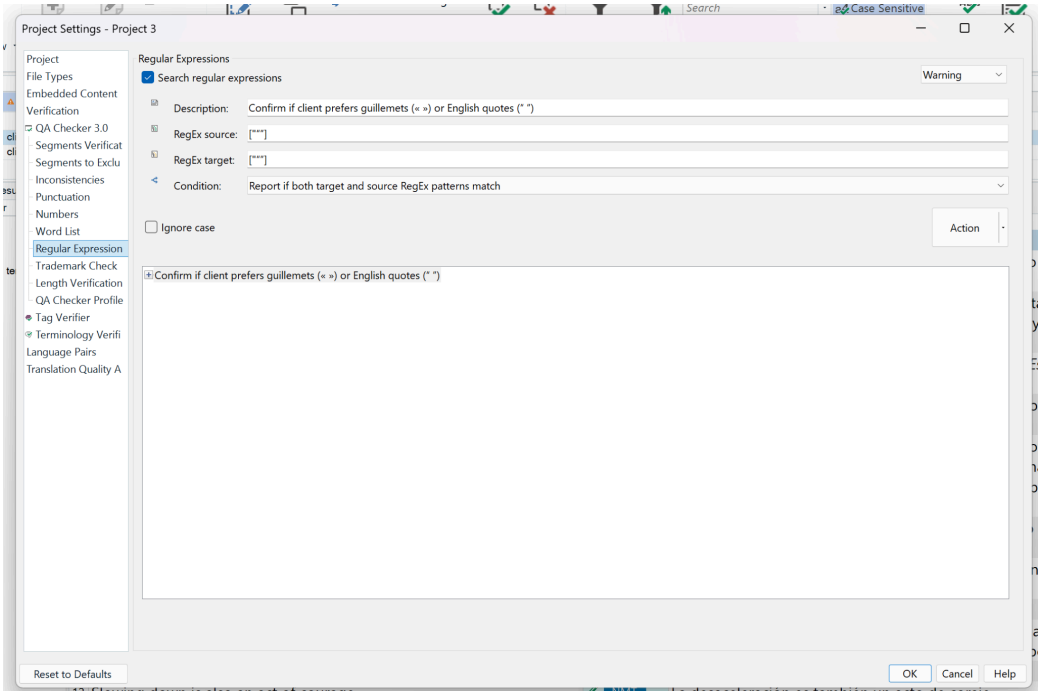

RegEx source and target: [“”]

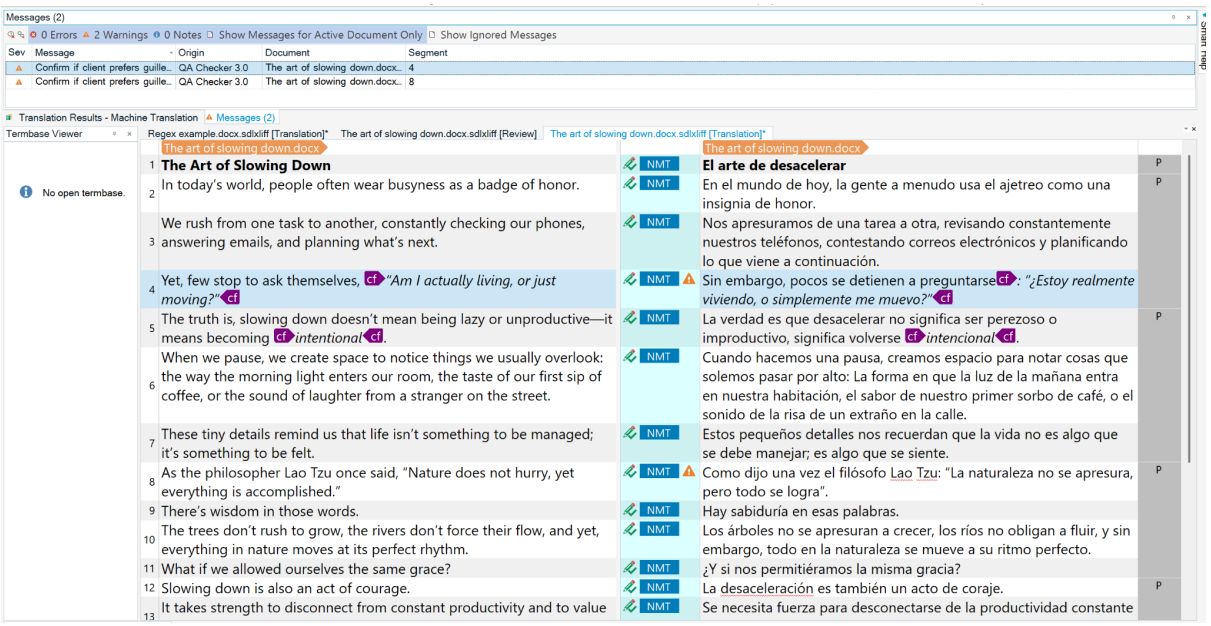

2. Spotting False Friends – "Actual" vs. "Actual or Actuales"

Type: QA Checker - Error

This regex catches mistranslations of **"actual"** (meaning "**real or genuine**" in English) mistakenly rendered as **"actual"** (meaning "**current or present-day**" in Spanish). Flagging segments where "actual" appears in both source and target, will help prompting review for context-appropriate translation (e.g., "real", "verdadero").

How it works:

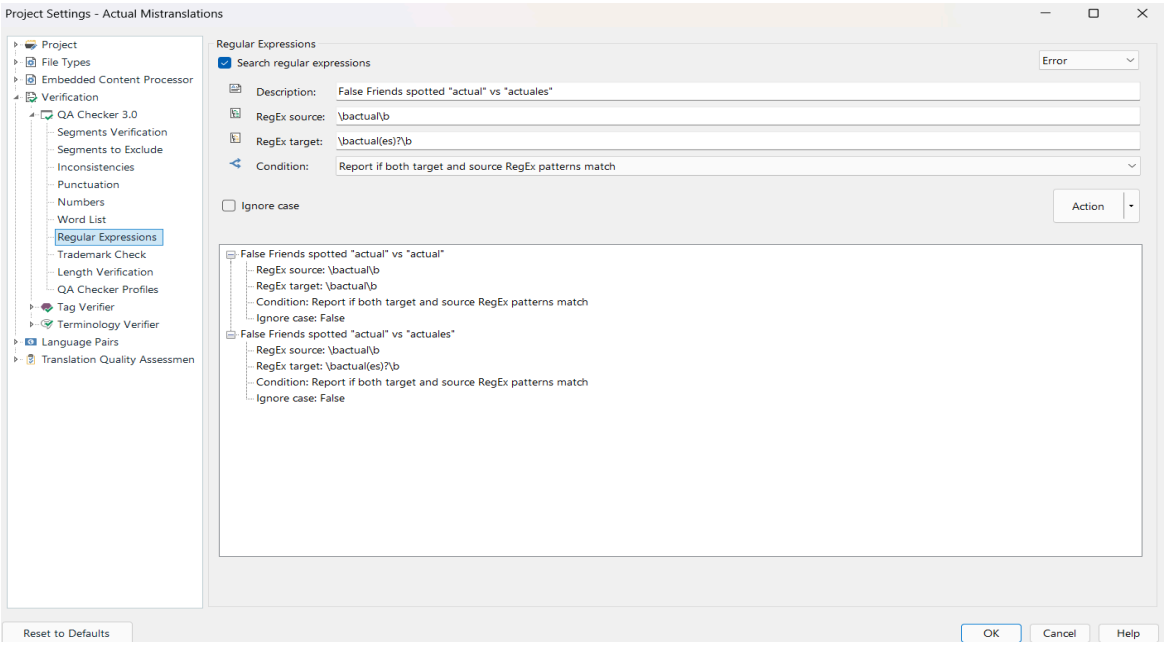

RegEx source: \bactual\b
RegEx target: \bactual(es)?\b

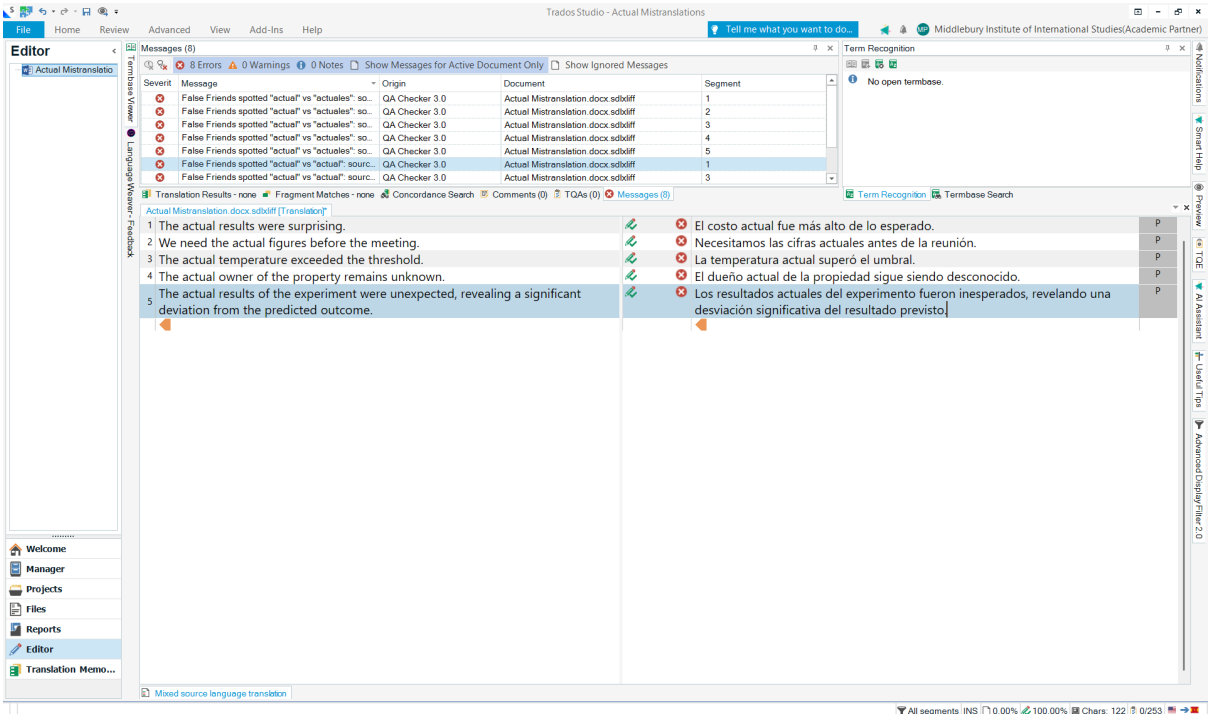

3. Detecting Metric System in Spanish

Type: QA Checker – Note

This regex flags the presence of the metric system in Spanish, which in nuanced cases would be useful to flag to change to the imperial measurement system, which is used in the United States. It would not replace, but would flag it so that the translator would know that the client would like the conversions made to be understood by an American audience.

Trados QA detects measurements to be the same in either language, but not just conversions in general. This rule functions as a custom quality check to prompt linguists to review and confirm which measurement system should be used:

RegEx source:
(\d+[.,]?\d*\s*)?(cm|mm|m|km|kg|g|mg|l|ml|cl|litro[s]?|metro[s]?|centímetro[s]?|milímetro[s]?|kilómetro[s]?|gramo[s]?|kilogramo[s]?|tonelada[s]?|hectárea[s]?|°\s?[Cc])\b

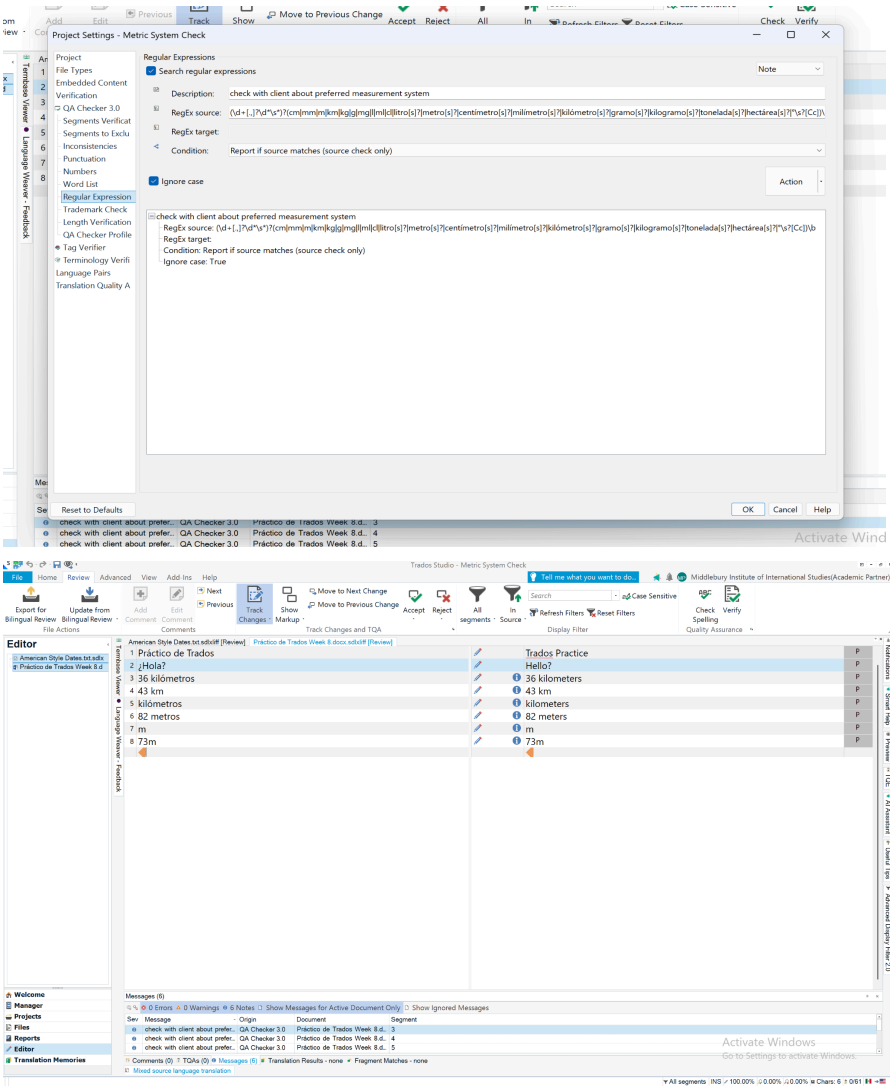

4. Ensuring Proper Spacing Before the Percent Symbol

Type: Find and Replace

In Spanish, style guides like *Fundéu and RAE* recommend a regular space between the number and the symbol. Even though it's a small typographic rule (and one that's often omitted in marketing, UI, or fast-paced digital content), in medical, financial, or technical texts, it signals precision, attention to accuracy and style.

How it works:

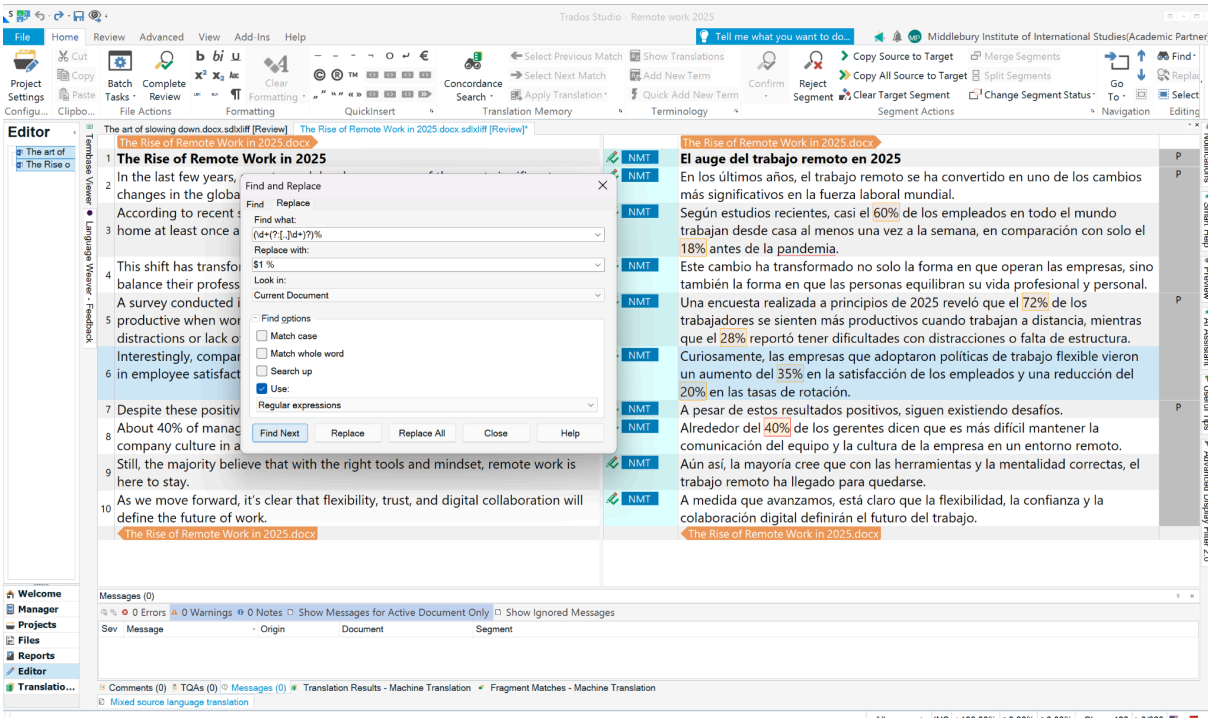

Find what: (\d+(?:[.,]\d+)?)%

Replace with: $1 %

